

---

## Table of Contents

---

<b>School Demographics</b>	<b>3</b>
<b>Purpose and Outline of the SIP</b>	<b>4</b>
<b>School Information</b>	<b>5</b>
<b>Needs Assessment</b>	<b>9</b>
<b>Planning for Improvement</b>	<b>13</b>
<b>Positive Culture &amp; Environment</b>	<b>0</b>
<b>Budget to Support Goals</b>	<b>0</b>

# Gregory Drive Elementary School

## Demographics

**Principal: Augena Sapp**

<b>2019-20 Status</b>	
<b>School Type and Grades Served</b>	
<b>Primary Service Type</b>	
<b>2021-22 Title I School</b>	
<b>2021-22 Economically Disadvantaged (FRL) Rate</b>	
<b>2021-22 ESSA Subgroups Represented</b>	
<b>School Grades History</b>	
<b>2019-20 School Improvement (SI) Information*</b>	
<b>SI Region</b>	
<b>Regional Executive Director</b>	<a href="#">_____</a>
<b>Turnaround Option/Cycle</b>	
<b>Year</b>	
<b>Support Tier</b>	
<b>ESSA Status</b>	

\_\_\_\_\_

**School Board Approval**

**SIP Authority**

\_\_\_\_\_

**Purpose and Outline of the SIP**

## Part I: School Information

### School Mission and Vision

Provide the school's mission statement.

Provide the school's vision statement.

### School Leadership Team

Membership

:

Name	Position Title	Job Duties and Responsibilities
------	----------------	---------------------------------

--	--	--

--	--	--

**Demographic Information**

**Principal start date**



Using current data, complete the table below with the number of students identified as being "retained.":

Indicator	Grade Level
-----------	-------------






Indicator	Grade Level												Total
	K	1	2	3	4	5	6	7	8	9	10	11	

--	--	--	--	--	--	--	--	--	--	--	--	--	--	--

--	--	--	--	--	--	--	--	--	--	--	--	--	--	--

--	--	--	--	--	--	--	--	--	--	--	--	--	--	--

--	--	--	--	--	--	--	--	--	--	--	--	--	--	--

The number of students with two or more early warning indicators:

Indicator	Grade Level												Total
	K	1	2	3	4	5	6	7	8	9	10	11	

The number of students identified as retainees:

Indicator	Grade Level												Total
	K	1	2	3	4	5	6	7	8	9	10	11	

--	--	--	--	--	--	--	--	--	--	--	--	--	--	--

**Part II: Needs Assessment/Analysis**

**School Data Review**

School Grade Component	2022			2021			2019		
	School	District	State	School	District	State	School	District	State

**Grade Level Data Review - State Assessments**  
**NOTE: This data is raw data and includes ALL students who tested at the school. This is not school grade data.**





**Subgroup Data**

**Students With Disabilities**


**English Language Learners**


**Asian Students**


**Black/African American Students**


**Hispanic Students**


**Multiracial Students**


**Native American Students**


**Pacific Islander Students**

--	--

Pacific Islander Students	
White Students	
Economically Disadvantaged Students	

## Part III: Planning for Improvement

### Data Analysis

**What trends emerge across grade levels, subgroups and core content areas?**

**What data components, based off progress monitoring and 2022 state assessments, demonstrate the greatest need for improvement?**

**What were the contributing factors to this need for improvement? What new actions would need to be taken to address this need for improvement?**

**What data components, based off progress monitoring and 2022 state assessments, showed the most improvement?**

**What were the contributing factors to this improvement? What new actions did your school take in this area?**

## #1. Instructional Practice specifically relating to Standards-aligned Instruction

### Area of Focus

#### Description and

#### Rationale:




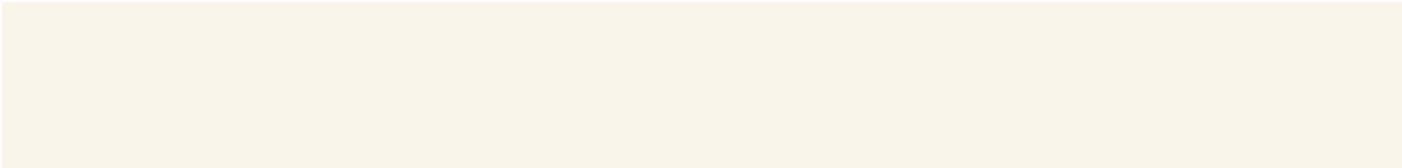
Include a rationale that explains how it was identified as a critical need from the data reviewed.

### Measurable

#### Outcome:

State the specific measurable outcome the school plans to achieve. This should be a data based, objective outcome.

**resources/criteria  
used for selecting**







**Action Steps to Implement**

**Person Responsible**

**Person Responsible**

**Person Responsible**

**Person Responsible**

**Person Responsible**

**Person Responsible**

**Person Responsible**

**Person Responsible**

### #3. Instructional Practice specifically relating to Standards-aligned Instruction

#### **Area of Focus**

#### **Description and**

#### **Rationale:**

Include a rationale that explains how it was identified as a critical need from the data reviewed.

#### **Measurable Outcome:**

State the specific measurable outcome the school plans to achieve. This should be a data based, objective outcome.

#### **Monitoring:**

Describe how this Area of Focus will be monitored for the desired outcome.

#### **Person responsible for monitoring outcome:**

#### **Evidence-based**

#### **Strategy:**

Describe the evidence-based strategy being implemented for this Area of Focus.

#### **Rationale for Evidence-based Strategy:**

Explain the rationale for selecting this specific strategy. Describe the resources/criteria used

for selecting this strategy.

**Action Steps to Implement**

**Person Responsible**

**Person Responsible**

**Person Responsible**

**Person Responsible**

**Person Responsible**

**Person Responsible**

**Person Responsible**

**Person Responsible**

**Person Responsible**


**Person Responsible**

**Person Responsible**

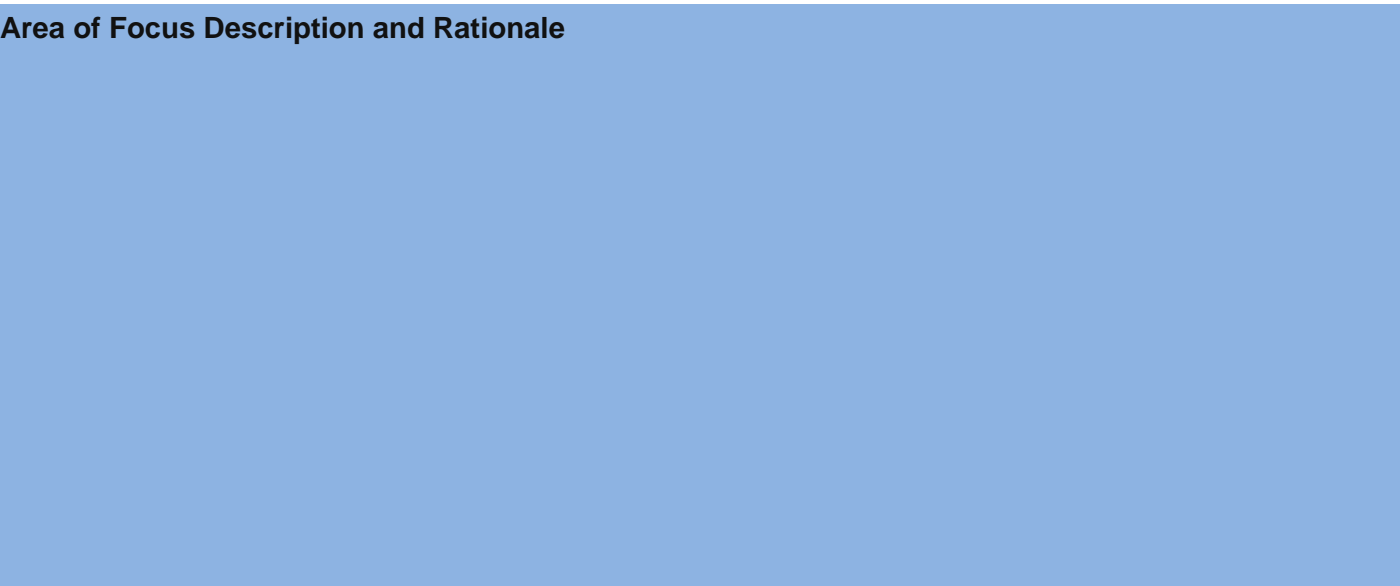
**Person Responsible**

**Person Responsible**





**Area of Focus Description and Rationale**



**Monitoring:**

**Person responsible for monitoring outcome:**

**Evidence-based Practices/Programs:**



**Rationale for Evidence-based Practices/Programs:**

**Action Steps to Implement:**



## Positive Culture & Environment

**Describe how the school addresses building a positive school culture and environment.**

**Identify the stakeholders and their role in promoting a positive school culture and environment.**